

# Outcome 1 - Graphically

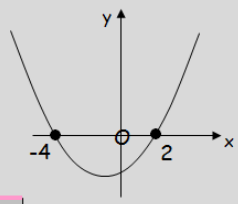
## Bronze example

Examples...

**\*\*Roots are where the graph cuts the x-axis\*\***

Solve the following quadratic equation graphically...

$x = -4$   
 $x = 2$



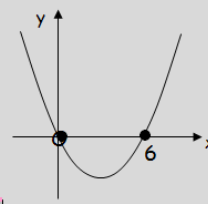
## Silver example

Examples...

**\*\*Roots are where the graph cuts the x-axis\*\***

Solve the following quadratic equation graphically...

$x = 0$   
 $x = 6$



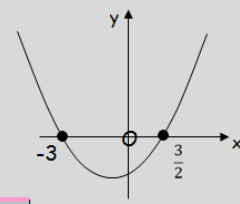
## Gold example

Examples...

**\*\*Roots are where the graph cuts the x-axis\*\***

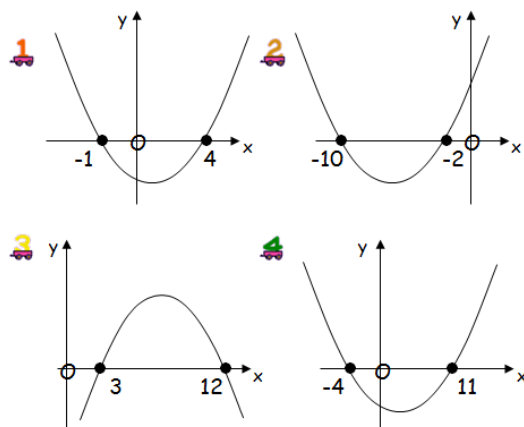
Solve the following quadratic equation graphically...

$x = -3$   
 $x = \frac{3}{2}$



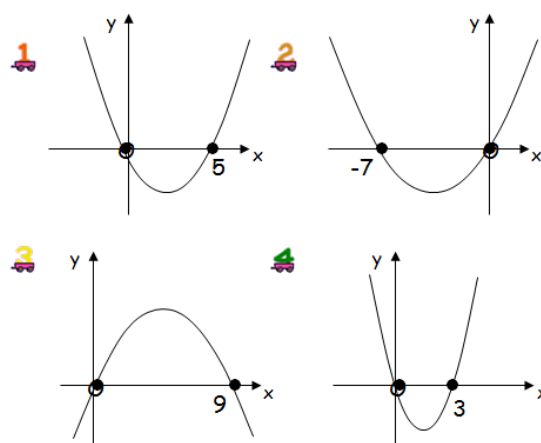
## Bronze Questions

Solve the following quadratic equations graphically...



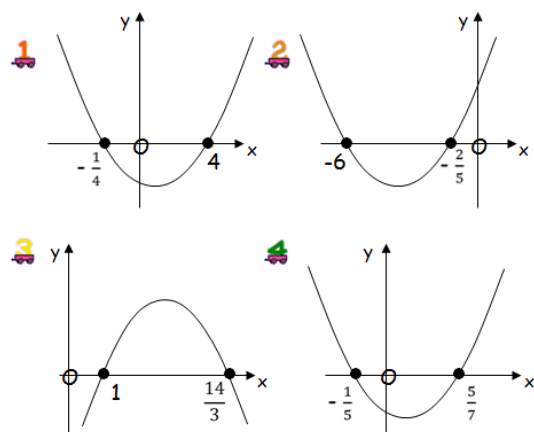
## Silver Questions

Solve the following quadratic equations graphically...



## Gold Questions

Solve the following quadratic equations graphically...



## Bronze Answers

1.  $x = -1$  and  $x = 4$
2.  $x = -10$  and  $x = -2$
3.  $x = 3$  and  $x = 12$
4.  $x = -4$  and  $x = 11$

## Silver Answers

1.  $x = 0$  and  $x = 5$
2.  $x = -7$  and  $x = 0$
3.  $x = 0$  and  $x = 9$
4.  $x = 0$  and  $x = 3$

## Gold Answers

1.  $x = -1/4$  and  $x = 4$
2.  $x = -6$  and  $x = -2/5$
3.  $x = 1$  and  $x = 14/3$
4.  $x = -1/5$  and  $x = 5/7$