

Outcome 1 - Drawing Triangles

Bronze example

Example...
**** Two sides and included angle ****
 Make an accurate drawing of triangle ABC.

• Draw the line AB = 9 cm.

• Put your protractor at A and mark an angle of 40° .

• Draw a line through 'X', ensuring it is 8 cm long.

• Join C to B.

Silver example

Example...
**** Two angles and a side ****
 Make an accurate drawing of triangle ABC.

• Draw the line AB = 10 cm.

• Put your protractor at A and mark an angle of 50° .

• Draw a line from A through 'X'.

• Now put your protractor at B and mark an angle of 60° .

• Draw a line through the 2nd 'X'.

Gold example

Example...
**** Three Sides ****
 Make an accurate drawing of triangle ABC.

• Draw the line AB = 10 cm.

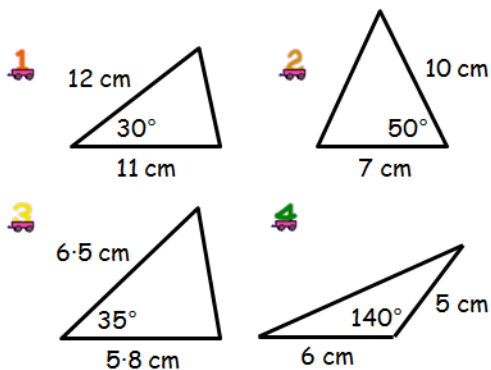
• Set your compasses to 8 cm, place on B and draw a faint arc.

• Now set your compasses to 9 cm, place on A and draw a second faint arc.

• Now join A to C and B to C.

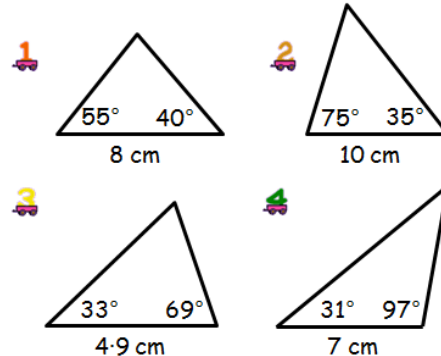
Bronze Questions

Make accurate drawings of the following triangles...



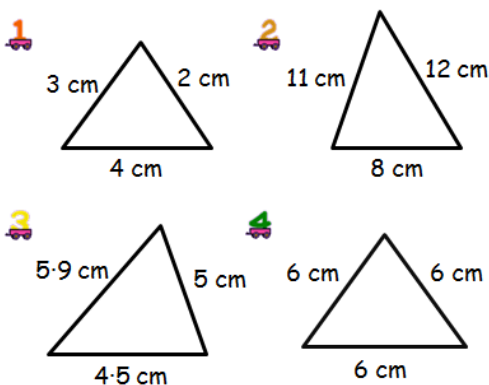
Silver Questions

Make accurate drawings of the following triangles...



Gold Questions

Make accurate drawings of the following triangles...

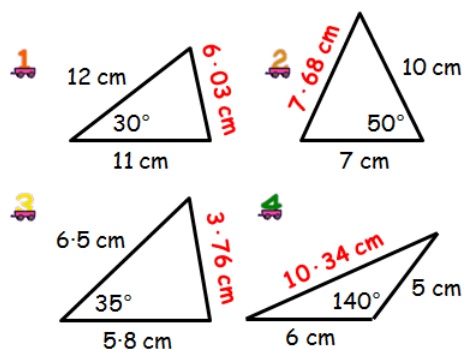


For this exercise you will need...

- 1 A ruler
- 2 A pencil
- 3 A protractor
- 4 A set of compasses

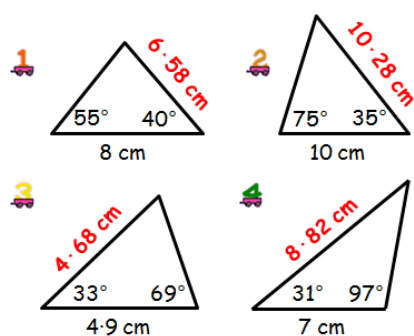
Bronze Answers

Measure the following lines to check your drawing accuracy...



Silver Answers

Measure the following lines to check your drawing accuracy...



Gold Answers

Measure the following angles to check your drawing accuracy...

