

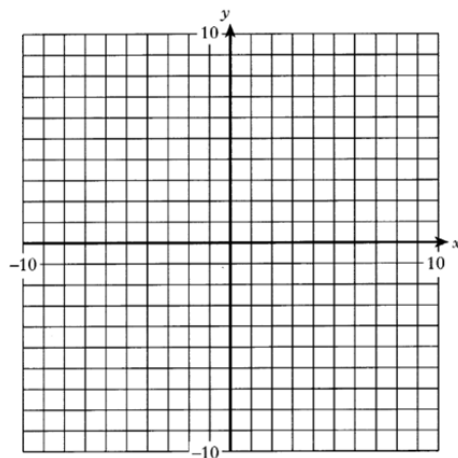
Outcome 1 - Drawing a Straight Line from a Table of Values

Complete the table of values for the following equations and draw the corresponding lines on the coordinate grids below.

1

$$y = 9x$$

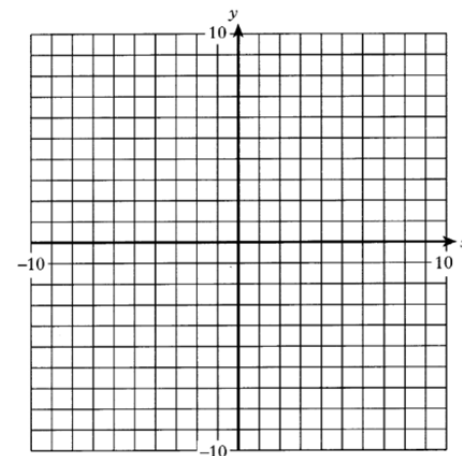
x	-1	0	1
y			



2

$$y = 2x$$

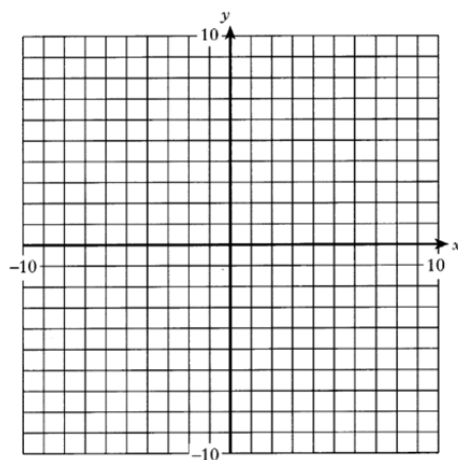
x	-4	0	3
y			



3

$$y = -8x$$

x	-1	0	1
y			



4

$$y = 1.5x$$

x	-4	0	6
y			

