

## MTH 2-21a

## Homework 5

## Gold Level

### Outcome 1 - Drawing Bar Graphs

Construct neat bar graphs for the information below...

1

#### Favourite holiday destination



U.K.	France	Spain	Italy
3	6	8	7

2

#### How do you browse the internet?



P.C.	Tablet	Smartphone	Laptop
4	14	12	2

3

#### Cars in a car park



Ford	Renault	Vauxhall	Kia
40	25	10	35

4

#### Favourite genre of film



Comedy	Action	Romance	Sci Fiction
60	50	10	80

### Outcome 2

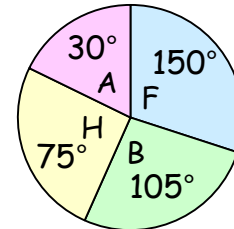
### Interpreting Pie Charts



For each pie chart, calculate the following...

1

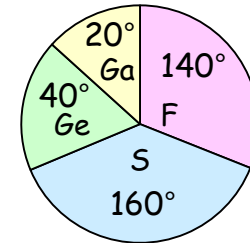
48 students asked. How many preferred athletics?



- Football
- Basketball
- Hockey
- Athletics

2

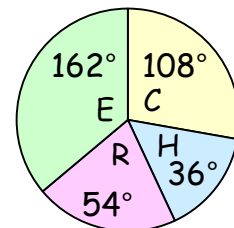
270 language students asked. How many chose Spanish?



- French
- Spanish
- German
- Gaelic

3

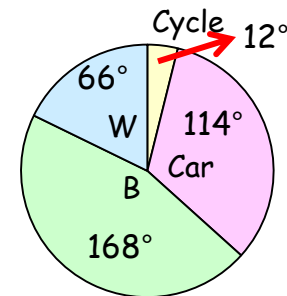
200 adults asked. How many preferred River City?



- Coronation Street
- Hollyoaks
- River City
- Eastenders

4

120 students asked. How many cycled to school?



- Cycle
- Car
- Bus
- Walk