

MTH 2-21a

Assessment 5

Bronze Level

Name: _____

Score: _____

Percentage: %

Class: _____

Outcome 1 - Tally Frequency Tables

Draw a tally frequency table for the following data set...

1

Ages of children at a youth club...



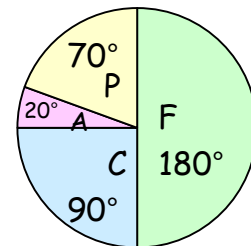
11	14	12	15	14	14
11	13	14	12	14	15

Outcome 2 - Interpreting Pie Charts

For each pie chart, calculate the following...

2

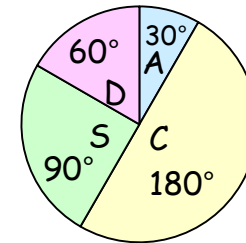
140 drivers asked.
How many preferred Fiesta?



☐ Fiesta
☐ Clio
☐ Aygo
☐ Picanto

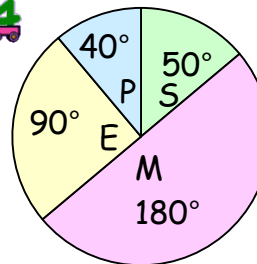
3

52 adults asked.
How many preferred Science Fiction?



☐ Action
☐ Comedy
☐ Sci Fic
☐ Drama

4



☐ Science
☐ Maths
☐ English
☐ P.E.

620 pupils asked.
How many preferred English?

