

MNU 2-20a

Assessment 5

Bronze Level

Name: _____

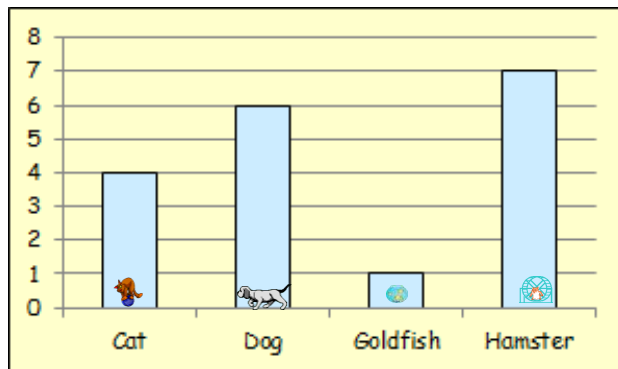
Score: _____

Percentage: _____ %

Class: _____

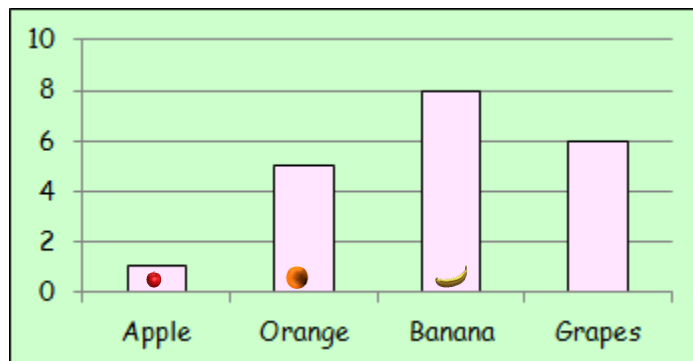
Outcome 1 - Bar Graphs

1



How many pupils prefer hamsters?

2



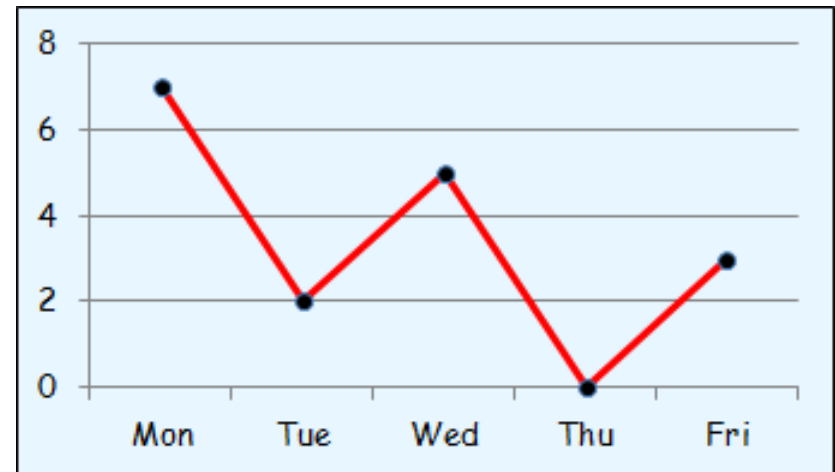
(a) How many children chose an apple?

(b) How many children chose grapes?

Outcome 2 - Line Graphs

3

The Line Graph shows the number of hours per day Abbey works in her cleaning job during the October week.



How many hours did she work on Tuesday?