



MNU 2-20a

Assessment 5

Gold Level



Name: _____

Score: _____

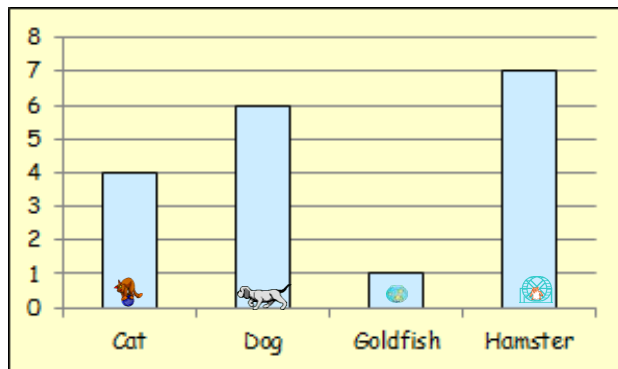
Percentage: _____ %

Class: _____

5

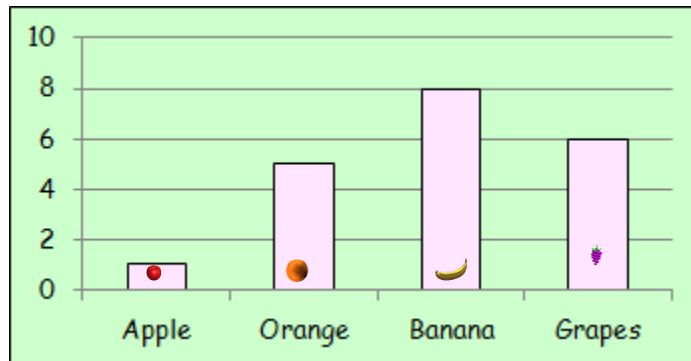
Outcome 1 - Bar Graphs

1



How many pupils were asked altogether?

2

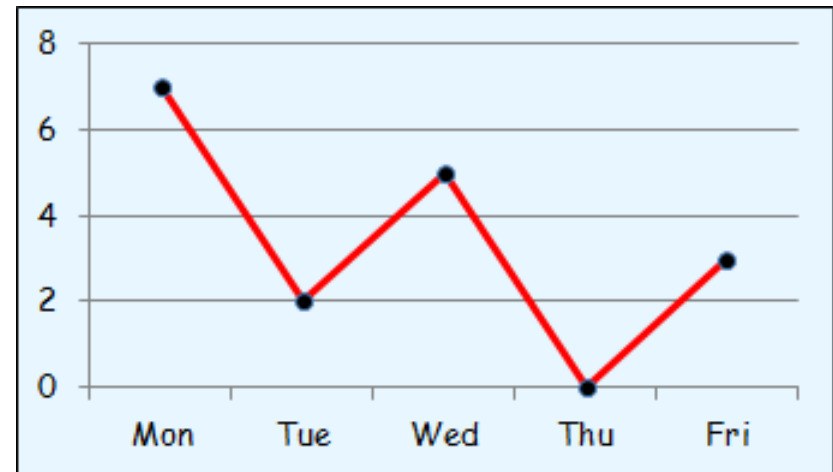


How many children were asked altogether?

Outcome 2 - Line Graphs

3

The Line Graph shows the number of hours per day Abbey works in her cleaning job during the October week.



On average, how many hours did she work per day?