



MTH 3-21a

Assessment 5

Gold Level



Name: _____

Score: 5

Percentage: %

Class: _____

Outcome 1 - Bar Graphs

Construct a neat bar graph for the information below...



1

Favourite small car

Corsa	Clio	Mini	Fiesta
3	4	12	8

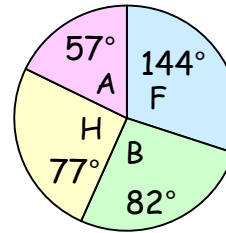
Outcome 2 - Pie Charts

For each pie chart, calculate the following...



2

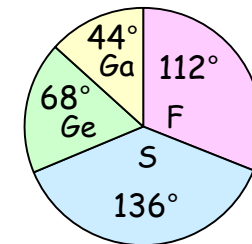
150 students asked.
How many preferred



- ☐ Football
- ☐ Basketball
- ☐ Hockey
- ☐ Athletics

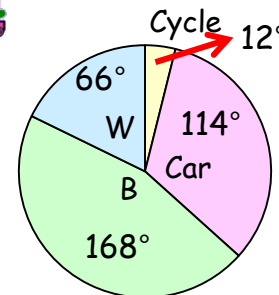
3

90 language students asked.
How many chose Spanish?



- ☐ French
- ☐ Spanish
- ☐ German
- ☐ Gaelic

4



- ☐ Cycle
- ☐ Car
- ☐ Bus
- ☐ Walk

120 students asked.
How many cycled to school?

