

## MTH 3-21a

## Homework 5

## Gold Level

### Outcome 1 - Drawing Bar Graphs

Construct neat bar graphs for the information below...

1

#### Favourite holiday destination



U.K.	France	Spain	Italy
3	6	8	7

2

#### How do you browse the internet?



P.C.	Tablet	Smartphone	Laptop
4	14	12	2

3

#### Cars in a car park



Ford	Renault	Vauxhall	Kia
40	25	10	35

4

#### Favourite genre of film



Comedy	Action	Romance	Sci Fiction
60	50	10	80

### Outcome 2

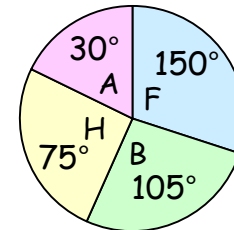
### Interpreting Pie Charts



For each pie chart, calculate the following...

1

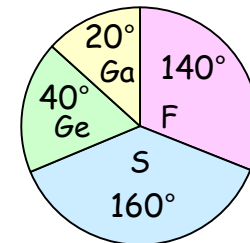
48 students asked.  
How many preferred athletics?



- ☐ Football
- ☐ Basketball
- ☐ Hockey
- ☐ Athletics

2

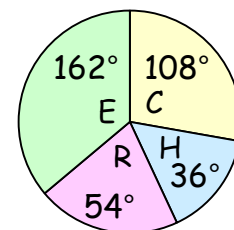
270 language students asked.  
How many chose Spanish?



- ☐ French
- ☐ Spanish
- ☐ German
- ☐ Gaelic

3

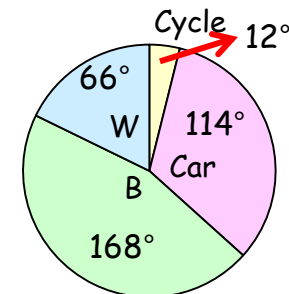
200 adults asked.  
How many preferred River City?



- ☐ Coronation Street
- ☐ Hollyoaks
- ☐ River City
- ☐ Eastenders

4

120 students asked.  
How many cycled to school?



- ☐ Cycle
- ☐ Car
- ☐ Bus
- ☐ Walk