

MTH 3-21a

Homework 5

Bronze Level

Outcome 1

Tally Frequency Tables

Draw tally frequency tables for the following data sets...

1

Ages of children at a nursery...



4	4	4	2	2
4	3	3	1	4

2

Number of goals scored by a group of strikers.....



17	17	16	15	18	17
18	17	19	18	17	14

3

Ages of the members of a golf club...


42	44	42	43	45	46	40
43	44	41	42	44	45	46



4

Number of weekly hours on Rigour Maths...

9	10	7	10	8	11	10	10
7	6	10	8	11	7	10	9



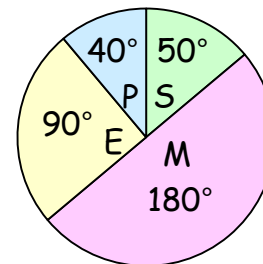
Outcome 2

Interpreting Pie Charts

For each pie chart, calculate the following...

1

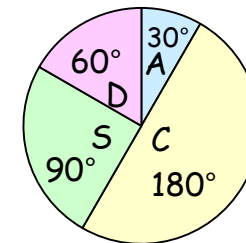
280 pupils asked.
How many preferred Maths?



- Science
- Maths
- English
- P.E.

2

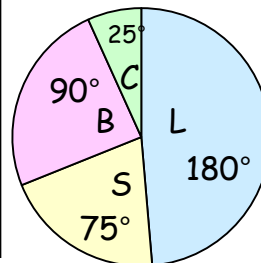
42 adults asked.
How many preferred comedy?



- Action
- Comedy
- Sci Fic
- Drama

3

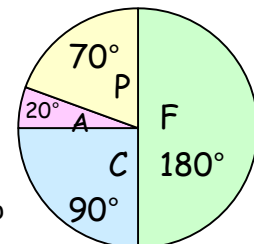
700 fans asked.
How many preferred Barclays P.L.?



- La Liga
- S.P.L.
- Barclays P.L.
- Championship

4

156 drivers asked.
How many preferred Clio?



- Fiesta
- Clio
- Aygo
- Picanto